


HYDRO PHYSIO™
from
SHOR-LINE



Canine Hydrotherapy & Rehabilitation

Hydro Physio... meeting the rehabilitation needs of modern veterinary practices



Developed with continuous input from veterinarians specializing in animal rehabilitation, Hydro Physio has become the leading brand for hydrotherapy worldwide.

Our core value of constantly investing in state-of-the-art design and manufacturing technology coupled with a highly skilled and loyal workforce ensures market leading performance.

The Hydro Physio product line combines the rehabilitation needs of modern veterinary practices with expert engineering knowledge to provide high quality, functional and low maintenance equipment that will add value to your practice and patient care.

Hydrotherapy

By utilizing the unique properties of water in combination with advanced technology, the HP 200 delivers enhanced therapeutic recovery for post-op patients and a unique training environment for physical fitness with unparalleled results.

The HP 200 underwater treadmill allows the patient to confidently exercise in a low impact environment while offering full control of the session.



Canine Hydrotherapy & Rehabilitation

The Hydro Physio Experience



The patient enters the treadmill via a non-slip ramp. The 360° view allows you to observe the patient's motion from all angles while the unobscured view reduces the patient's stress during the session.

Once the patient is in the treadmill, you can select the required water depth by using the control panel or the hand-held remote control. The water depth can be altered at any time during the session to achieve the goals for the patient.

The treadmill speed can now be set. The treadmill is designed to start slowly to avoid startling the patient.




Unique to the HP 200 are the non-slip treadplates that frame the treadmill belt. These enable you to be in the treadmill to work with the patient on range of motion and other physiotherapy techniques.



The walk-through design, also unique to the HP 200, allows for ease of patient exit from the treadmill. Once the water is evacuated from the treadmill, the patient can walk straight out eliminating the stress of making injured or recovering animals turn around or back out.



The HP 200 can also be utilized for healthy dogs to improve physical fitness of field trial or hunting dogs. The properties of hydrotherapeutic exercise mean fitness sessions can achieve the desired results in considerably less time.



Benefits of the Hydro Physio HP 200

With just a little over 100 square feet in in your new or existing facility, you can provide the paradigm of hydrotherapeutic rehabilitation...and add \$\$\$ to your bottom line.

The benefits to your Patients are:

- Improved health and well-being
- Improved recovery time from injury
- Improved post-operative care
- Improved osteoarthritis care through low impact exercise
- Improved cardiovascular performance
- Safe and controlled hydrotherapeutic environment

The benefits to your Practice are:

- Improved client relationships with modern treatment techniques
- Offer a referral service for neighboring practices
- Capability for one (not two) person operation
- Quickest and easiest cleaning treadmill system available
- Generate extra income from an additional service



The Ultimate Professional Choice

The HP 200 was designed without compromise...it's simply the best.

HP 200 Comparison

Feature	HP 200	Competitor A	Competitor B
Smooth start to conveyor	✓	✗	✓
Operating costs	Lowest	Highest	Next Highest
Speed range	Fraction to 5mph	0.5 to 5mph	0.1 to 7.8mph
Zero water pressure to seal doors	✓	✗	✓
One person operation	✓	✗	✗
Quiet running	✓	✗	✓
Dry running treadmill	✓	✗	✗
Fits normal doorway	✓	✗	✓
Safe, low voltage treadmill actuator	✓	✗ - hydraulic	✗ - 120-220V
Large doors swing outwards	✓	✗	✓
Stainless steel construction	✓	✗	✓
Insulated storage tank	✓	✗	✗
Remote pumps	✓	✗	✓
360° glass viewing area	Largest	Smallest	Next Smallest
Easy clean treadmill chamber	✓	✗	✗
Remote control	✓	✗	✗
Microprocessor control	✓	✗	✗
Dedicated waste line prevents contamination of entire system and allows immediate reuse after defecation	✓	✗	✓

"The walk-in and out entry doors are not only fast and easy for our canine rehabilitation practitioners, but great for dogs: There is little difficulty or fear in entering, performing and exiting the machine"

Lori A. Beuerle

Canine Rehabilitation and Conditioning Group
Englewood, Colorado



Technical Features

Treadmill Technical Information

	L	W	H	Capacity	Weight
HP 200	71"	29"	50"	190 gals	734 Lb
Length Plus Ramps	106"				

Storage Tank Technical Information

	L	W	H
Tank	62"	28"	68"

Plant Pack Technical Information

	L	W	H
Plant Pack	29.5"	32"	60.8"

- Grade 316 stainless steel construction
- Power requirements - 220V AC, 20Amp, 60Hz single phase supply
- Conveyor drive submerged - 24V
- Digital speed controller
- Speed range - 0 to 5mph
- Water supply requirements - Cold water supply and drain
- Unique walk-through design
- Remote control operation
- User friendly control panel - 24"L x 8¼"W x 24"H
- Side floats for guiding patients
- Panoramic viewing windows
- Non-slip tread plates
- Three conveniently positioned Emergency Stop buttons
- Insulated water storage tank
- Digital water temperature control - 68°F to 103°F
- Remote plant pack with easy maintenance
- Minimum space requirements - 100 sq ft
- Patented door locking mechanism



Remote Control



Control Panel



HP 200 Plant Pack

Patented design
"PCT/GB2006/000450"

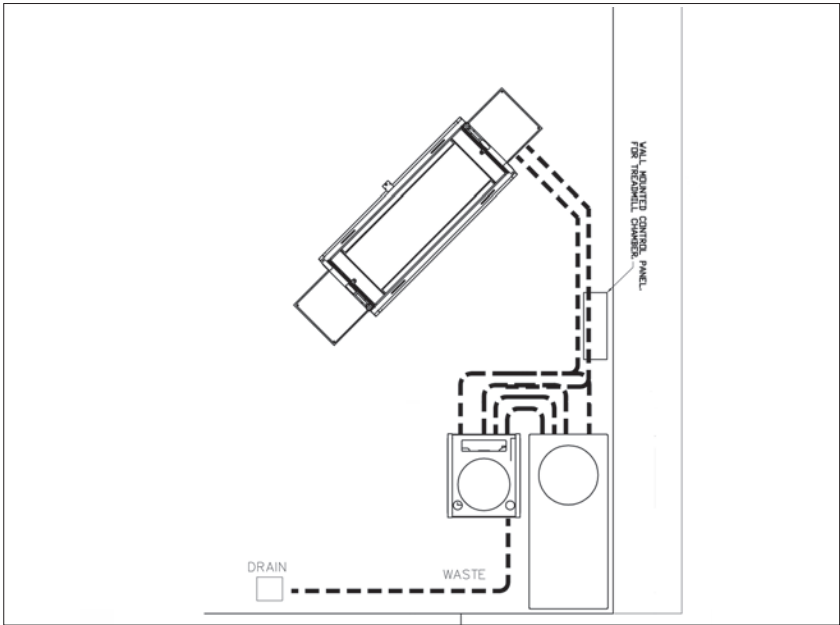
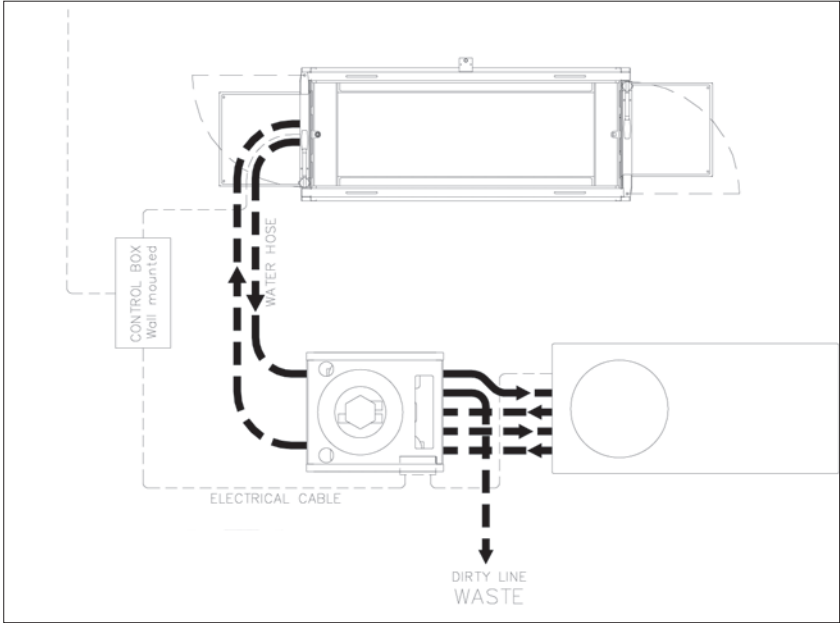


Door Locking Mechanism



HP 200 Storage Tank

Standard Layouts



Quickest and easiest treadmill cleaning system available